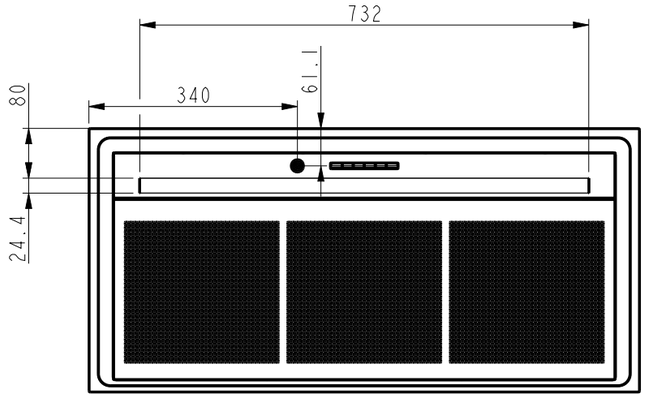

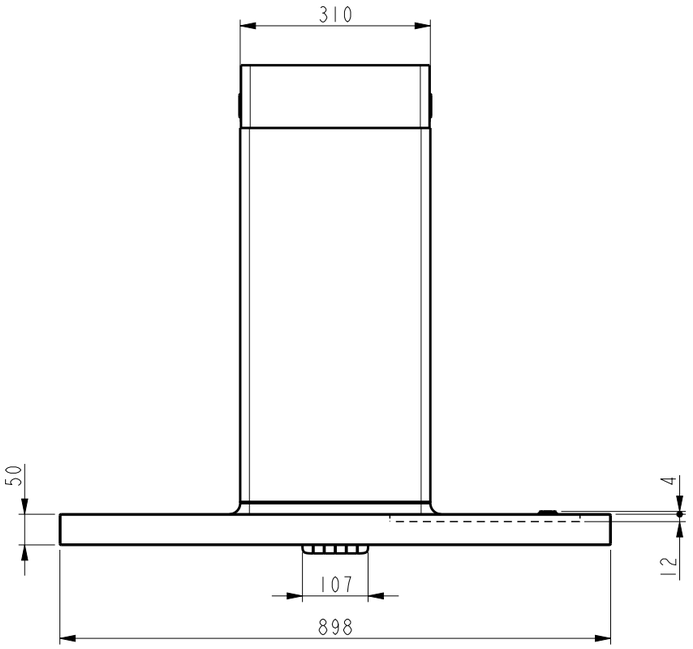

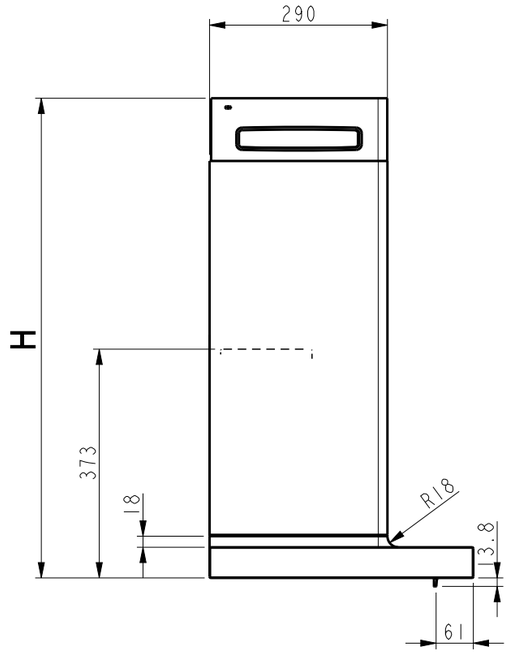

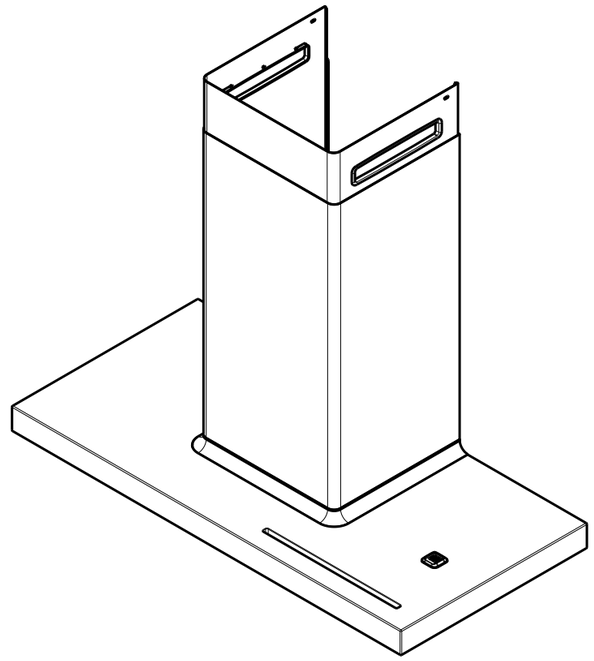

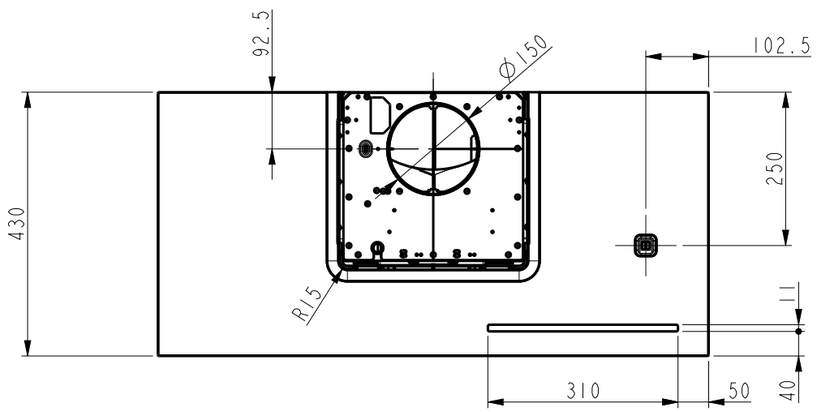

KIT CAMINO (TUBO SUPERIORE REVERSE)	VERSIONE	H min	H max
H 610-645	ASPIRANTE	724	1227
H 610-645	FILTRANTE	787	1310

KIT CAMINO-SGRIGLIATO (TUBO SUPERIORE NO REVERSE)	VERSIONE	H min	H max
H 610-645	ASPIRANTE	724	1310
H 610-645	FILTRANTE	820	1310

Conforme alla Direttiva 2011/65/EC (RoHS) - Compliant with Directive 2011/65/EC (RoHS)

DISEGNATO DA / DRAWN BY: BELLOCCHI 11.02.16	SCALA DISEGNO / DRAWING SCALE: 1:10	MODELLO / MODEL: BIO WALL PRF0129427	FOGLIO / SHEET 1 DI / OF 1
APPROVATO DA / APPROVED BY: –	METRIC	DESCRIZIONE: DISEGNO DI INGOMBRO	SOSTITUISCE / REPLACES
	OVE NON DIVERSAMENTE SPECIFICATO LE DIMENSIONI SONO INDICATE IN MILLIMETRI E LA RUGOSITA' IN MICRON UNLESS OTHERWISE SPECIFIED ALL DIMENSIONS ARE IN MILLIMETRES AND SURFACE FINISH IS IN MICROMETERS	DESCRIPTION	MASSA APPR. / APPROX. MASS: 0.00 Kg
LE INFORMAZIONI CONTENUTE IN QUESTO DISEGNO SONO CONFIDENZIALI E DI PROPRIETA' DI ELICA S.p.A. e/o SUE CONSOCIATE. OGNI UTILIZZO, ECCETTO QUELLI AUTORIZZATI, E' PROIBITO. THE INFORMATIONS HEREON ARE CONFIDENTIALLY AND PROPERTY OF ELICA S.p.A. and/or ITS SUBSIDIARIES. ANY USE, EXCEPT THAT FOR IT MAY BE LOANED, IS PROHIBITED.	FIRST ANGLE PROJECTION	STATO / STATE: Released — REVISIONE / REVISION: A	LOCAL. PROG. / PROJ. LOCAL.: –
		elica	DISEGNO N. / DRAWING NO.: DSI0121217

ISO 2768-mk	ISO 2768 GEN TOL CLASS mK
NR. STD / STD. NO.	DESCRIZIONE / DESCRIPTION
STANDARDS APPLICABILI / APPLICABLE STANDARDS	

DATA / DATE	MODIF. NO / MODIF. NO	DESCRIZIONE MODIFICA / MODIFICATION DESCRIPTION	DISEGNATO DA / DRAWN BY	ESP MOD / ESP MOD

2D Drawing

Released | A.6
3D Model

QUOTA PRIMARIA / PRIMARY DIMENSION (XX)

QUOTA AUSILIARIA / AUXILIARY DIMENSION (XX)

TOLLERANZE GENERALI PER DIMENSIONI ANGOLARI (ISO 2768-1-m) - GENERAL TOLERANCES FOR ANGULAR DIMENSIONS (ISO 2768-1-m)				
SCOSTAMENTI AMMESSI PER GAMME DI LUNGHEZZA IN mm DELLA DIRETTRICE PIU' CORTA dell'ANGOLO (SALVO DIVERSA INDICAZIONE) / PERMISSIBLE DEVIATION FOR RANGE OF LENGHTS IN mm OF SHORTER SIDE OF THE ANGLE CONCERNED (UNLESS OTHERWISE STATED)	>0÷10	>10÷50	>50÷120	>120÷400	>400
	±1°	±0.5°	±0.333°	±0.166°	±0.083°

TOLLERANZE GENERALI PER DIMENSIONI LINEARI (ISO 2768-1-m) - GENERAL TOLERANCES FOR LINEAR DIMENSIONS (ISO 2768-1-m)							
SCOSTAMENTI AMMESSI PER DIMENSIONI NOMINALI (SALVO DIVERSA INDICAZIONE) / PERMISSIBLE DEVIATION FOR BASIC SIZE RANGE (UNLESS OTHERWISE STATED)	0.5 ÷ 3	>3÷6	>6 ÷ 30	>30÷120	>120÷400	>400÷1000	>1000÷2000	>2000÷4000
	±0.1	±0.1	±0.2	±0.3	±0.5	±0.8	±1.2	± 2

DSI0121217

FORM.A-3